

Key Switch Control Stations

KEYSWITCH 015



- Surface mount
- Single key switch control
- Center return, tamper-proof
- Open / Close
- Exterior use
- Nema 3R, 4, 12
- Housing Material: Cast iron enclosure
- Operation Temp.: -18°C to 66°C (0°F to 150°F)
- 2 NO contacts
- Dimensions: 4.1" x 4.4" x 2.6"
- Includes: Key switch unit, mounting screws and 2 keys
- Key switches without a stop button, should only be used with operators wired for constant-pressure-to-open/close (D1 operating mode)

KEYSWITCH 017



- Surface mount
- Single key switch control
- On / Off
- 2 Stable positions
- Exterior use
- Nema 3R, 4, 12
- Housing Material: Cast iron enclosure
- Operation Temp.: -18°C to 66°C (0°F to 150°F)
- 1 NO contact
- Dimensions: 4.1" x 4.4" x 2.6"
- Includes: Key switch unit, mounting screws and 2 keys
- Key switches without a stop button, should only be used with operators wired for constant-pressure-to-open/close (D1 operating mode)

STATION 089



- Surface mount
- Single key control station
- On / Off
- 2 Stable positions
- Exterior use
- Nema 4/12, 4X enclosure
- Housing Material: Non-metallic enclosure
- Operation Temp.: -25°C to 70°C (-13°F to 158°F)
- 1 NO contact
- 15A at 125VAC / 250VAC
- Dimensions: 2.68" x 2.68" x 4.15"
- Includes: Key switch unit and 2 keys
- Replacement parts order: KEY006

STATION 090



- Surface mount
- Single key switch control
- On / Off
- 2 Stable positions
- Interior use
- Key lock-out, 1 NO contact
- Class I, Div. 1 & 2, Groups C,D
- Class I, Zones 1 & 2, Groups IIB, IIA
- Class II, Div. 1 & 2, Groups E,F,G
- Class III, NEMA 7(C,D) / 9(E,F,G)
- Classified Harzardous Locations
- CSA certified/UL listed
- Housing Material: Aluminum die-cast enclosure
- 1 NO and 1 NC contacts
- Dimensions: 5" x 6.13" x 5.08"
- Includes: Key switch unit and 2 keys

KEYSWITCH 019



- Surface mount
- Single key switch control
- Open / Close with 1-button stop
- 2 Stable positions
- Exterior use
- Nema 3R, 4, 12
- Housing Material: Aluminum die-cast enclosure
- Operation Temp.: -18°C to 66°C (0°F to 150°F)
- 2 NO and 1 NC (stop) contacts
- Dimensions: 4.1" x 4.4" x 2.6"
- Includes: Key switch unit, mounting plate, hardware kit and 2 keys


KEYSWITCH 034



- Wall, post, pipe or pedistal mount
- Single key switch control
- Open / Close
- Spring return
- Exterior / Interior use
- Nema 1
- Housing Material: Aluminum die-cast enclosure
- 1 NO contact
- Dimensions: 2.75" x 4.5" x 2"
- Includes: Key switch unit and cylinder, hardware kit and 2 keys
- Key switches without a stop button, should only be used with operators wired for constant-pressure-to-open/close (D1 operating mode)


Key Switch Control Stations and Components

KEYSWITCH 010




- Flush mount
- Single key switch control
- Center return, tamper-proof
- Open / Close
- Interior use
- Nema 1
- Housing Material: Steel enclosure
- Operation Temp.: -18°C to 66°C (0°F to 150°F)
- 2 NO contacts
- Dimensions: 4.75" x 6" x 2.75"
- Includes: Key switch unit, mounting screws and 2 keys
- Key switches without a stop button, should only be used with operators wired for constant-pressure-to-open/close (D1 operating mode)

KEYSWITCH 006




- Replacement cylinder
- Compatible with: KEYSWITCH034

KEYSWITCH 023




- Replacement switch
- SPDT momentary NO contact
- Compatible with: KEYSWITCH034

KEYSWITCH 041



- Replacement switch
- SPDT momentary NC contact
- Compatible with: KEYSWITCH034

KEY 006



- Set of two replacement keys
- Indoor / Exterior use
- Compatible with: STATION079, STATION080, STATION089