



### Emergency Egress Control

For quick disconnect of Opera J or Opera HJ operators in case of emergency egress.




- **EMERGENCY001** Emergency egress control. Handle flush with face plate. Comes with 15' cable and S-hook.

### Brackets



Bracket 111

- **BRACKET111** Hood mounting angle bracket. Cast iron. Applies to: MJ, MJH, GH and Opera models.



Bracket 112

- **BRACKET112** Wall mounting bracket. Steel plate with stud. Allows for tensioning of chain. Specially recommended on GH model when the fixing surface is rough. Applies to: MJ, MJH, GH and Opera models.

### Chain Spreaders

Allows for proper alignment of the operator and door sprockets, and also provides proper tension on the drive chain.



Spreader 001

Spreader 002

Spreader 003

### Interlock Switches

Prevents the control of the operator when the door is locked. The switch is a normally close contact which is connected to the operator interlock terminal.



Interlock 004

Interlock 005

- **INTERLOCK004** Door interlock switch for rolling grilles.

- **INTERLOCK005** Door interlock switch for sectional doors.

### Splash Proof Covers



Splash 001 - 003 - 004 - 005

- **SPLASH001** Splash proof cover applies to: MGH & GH up to 2 HP.

- **SPLASH003** Splash proof cover applies to: MSJ, Opera models.

- **SPLASH004** Splash proof cover applies to: MGT.

- **SPLASH005** Splash proof cover applies to: MTH, MTBH.

**Note:** Some of these items are not stocked in all our distribution centers, please call us to confirm availability.

Manaras reserves the right to make specification or design changes without prior notice.