


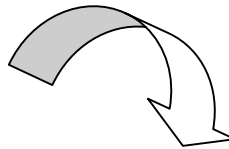

Limit Shaft Speed-up on Field Modifications

MODKIT112 (for Opera line)

Parts required & supplied



Step 1: Remove the limit chain and drive sprocket from operator output shaft.




Limit chain


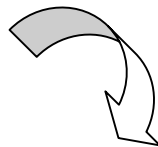
Drive sprocket



Step 2: Mount speed-up sprocket and limit chain.



SPR410B30X1



CHAIN058 - #410

Align both sprockets and tighten the setscrews on drive sprocket.

