

# Installation & Instructions Manual

---

## Adding a non-resettable cycle counter

(On Opera series & models  
MTH/MTBH/GH/MGH/MSJ/MJH/MGT/MSLD/MGSLD)  
operators

**Note:**

For all general information, refer to  
Installation and Instruction Manual  
supplied with the operator.



**Cycle counter:** An electromechanical counter when activated will count one complete cycle of the door.

Parts supplied in kit with these instructions.

1	CYCLE 006	Cycle Counter 6 digits
2	CONNECTOR 011	Insulated Quick-disconnect 0.250"
2	CONNECTOR 014	Splitter Connector 2 x 0.250"
2	SCREW 010	Wood Screw #6 x 1/2"
1	CCAB-W	Cycle Counter Wiring Diagram




**NOTE:**

Some pictures in this instruction manual may differ from the electrical components found in the operator's control box. Pictures are shown for reference only. Wiring instructions remains the same even if the electrical components make are different.


The Cycle Counter could be installed in the following control boxes.

**1. OPERA CONTROL BOX**




Use these (2) holes to install the counter

**2. HEAVY DUTY CONTROL BOX**




Use these (2) holes to install the counter

### 3. GEAR HEAD CONTROL BOX




**In that area, drill (2) holes with a #36 drill to install the counter**

**Install the Cycle Counter using (2) screws.**




## BEFORE WIRING


- Measure the length of wire you need to make appropriate connections; cut the excess wires.
- Using a wire-stripper, strip the end of the (2) wires.
- Install (2) Insulated Quick-disconnect to the previous wires.



Locate the (2) Gray wires connect to « A1 » and « A2 » on the « Open Coil ».




**Disconnect the (2) Gray wires and Replace them by the (2) Splitter connector.**



**Splitter connector**

**Reconnect the (2) Gray wires on the splitter and add the (2) wires from the cycle counter.**



**Gray wire + 1st Black  
wire from cycle counter**

**Gray wire + 2nd Black  
wire from cycle counter**

**ATTENTION:** Verify the connectors are properly installed and have a strong grip.

When the modification is finish, a complete electric test is necessary.

**Note:** Each time when an open function is made, the cycle counter initiate a new cycle (even if the door is not completely close); this cycle is completed when the « Open » position limit switch is reached or the operator is stop.

	COUNTER
<b><u>ELECTRIC TEST OR USED A 3-PUSH BUTTON STATION</u></b>	0000000
<b>A. Momentarily jump terminal 3 and 4. The door will <u>open</u> instantly. Allow it open completely.</b>	000000 <sup>0</sup> <sub>1</sub>
<b>B. Momentarily jump terminal 3 and 4. Nothing should happen. (It is a safety verification)</b>	000000 <sup>0</sup> <sub>1</sub>
<b>C. Momentarily jump terminal 3 and 6. Nothing should happen. (It is a safety verification)</b>	000000 <sup>0</sup> <sub>1</sub>
<b>D. Momentarily jump terminal 3 and 5. The door will <u>close</u> instantly. While closing, go to step E.</b>	0000001
<b>E. Momentarily jump terminal 3 and 6. The door will reverse instantly to <u>open</u>. Allow it open completely.</b>	000000 <sup>1</sup> <sub>2</sub>
<b>F. Momentarily jump terminal 3 and 5. The door will <u>close</u> instantly. Allow it close completely.</b>	0000002
<b>G. Momentarily jump terminal 3 and 6. Nothing should happen. (It is a safety verification)</b>	0000002
<b>H. Momentarily jump terminal 3 and 4. The door will <u>open</u> instantly. Allow it open at mid-course and go to step K.</b>	000000 <sup>2</sup> <sub>3</sub>
<b>I. Momentarily jump terminal 3 and 4. The door will <u>open</u> instantly. Allow it open at mid-course and go to step K.</b>	0000003



# Commercial Door OPERATOR



Manaras-Opera is extending their well-known OPERA brand name across its entire line of Commercial Door OPERATORS. Over the years, the OPERA brand name has become synonymous with innovation and reliability. The high quality products you have come to expect from us will now be backed by the OPERA brand name.

**When you think Commercial Door OPERATORS, just think OPERA.**

Call us for more information:  
**1-800-361-2260**



"Easy to install. Easy to use. Year after year."

[www.manaras.com](http://www.manaras.com)